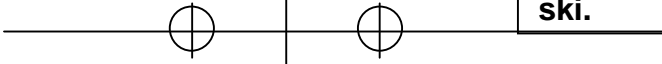


Match to tip/tail center line on ski.

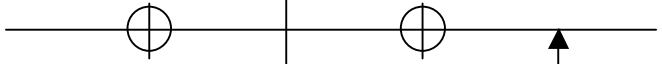
Fritschi 2006 Explore binding template
©WildSnow.com 2006, publication by permission only.
Caution, check layout with actual binding screw holes before drilling ski.



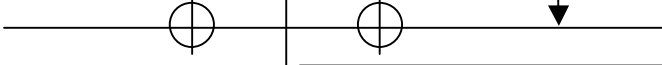
Front Toe and Plate Template

↑
To Ski Tip

Printing scale check, this box should measure 1 x 1 inch



Separate heel and toe unit templates with scissors. Locate on ski using these distances per arrows:
Small binding: 305 mm
Medium binding: 340 mm
Large binding: 370 mm



Rear Heel Unit Template

To Ski Tail
↓

Match to tip/tail center line on ski.

Recommendations and diagrams suggested herein are opinions only, and author takes no responsibility for, nor makes any warranty that the suggested templates conform to manufacturers suggested guidelines, or would conform to the requirements of some skiers, or to the varied terrain some skiers choose to ski. Use at your own risk. No warranty, expressed or implied.

